


## GPF PPSU Range




Joining system for crosslinked polyethylene pipes and multilayer pipes with the following thicknesses: 16 (1.8-2.0); 20 (1.9-2.0); 25 (2.3-2.5) and 32 (2.9-3.0). STANDARDS UNE EN ISO 15875 AND UNE EN ISO 21003. AENOR  QUALITY CERTIFICATES.

FEMALE FITTING	CODE	DIMENSION
	340001	16 (1.8-2.0) x 1/2" BRASS
	340002	20 (1.9-2.0) x 1/2" BRASS
	340003	20 (1.9-2.0) x 3/4" BRASS
	340004	25 (2.3-2.5) x 3/4" BRASS
	340005	32 (2.9-3.0) x 1" BRASS
MALE FITTING	CODE	DIMENSION
	340006	16 (1.8-2.0) x 1/2" PPSU
	340007	20 (1.9-2.0) x 1/2" PPSU
	340008	20 (1.9-2.0) x 3/4" PPSU
	340009	25 (2.3-2.5) x 3/4" PPSU
	340010	25 (2.3-2.5) x 1" BRASS
	340011	32 (2.9-3.0) x 1" BRASS
FEMALE LOOSE FITTING	CODE	DIMENSION
	340012	16 (1.8-2.0) x 1/2" PPSU
	340013	20 (1.9-2.0) x 1/2" PPSU
	340014	20 (1.9-2.0) x 3/4" PPSU
	340015	25 (2.3-2.5) x 3/4" PPSU
	340016	25 (2.3-2.5) x 1" BRASS
	340017	32 (2.9-3.0) x 1" BRASS
	EQUAL COUPLING	CODE
	340018	16 (1.8-2.0) PPSU
	340019	20 (1.9-2.0) PPSU
	340020	25 (2.3-2.5) PPSU
	340021	32 (2.9-3.0) PPSU
REDUCER COUPLING	CODE	DIMENSION
	340022	16 (1.8-2.0) - 20 (1.9-2.0) PPSU
	340023	16 (1.8-2.0) - 25 (2.3-2.5) PPSU
	340024	20 (1.9-2.0) - 25 (2.3-2.5) PPSU
	340025	25 (2.3-2.5) - 32 (2.9-3.0) PPSU
COPPER ADAPTOR	CODE	DIMENSION
	340026	16 (1.8-2.0) - Cu15 BRASS
	340027	20 (1.9-2.0) - Cu 18 BRASS
EQUAL ELBOW	CODE	DIMENSION
	340028	16 (1.8-2.0) PPSU
	340029	20 (1.9-2.0) PPSU
	340030	25 (2.3-2.5) PPSU
	340031	32 (2.9-3.0) PPSU
FEMALE END ELBOW	CODE	DIMENSION
	340032	16 (1.8-2.0) x 1/2" BRASS
	340033	20 (1.9-2.0) x 1/2" BRASS
	340034	20 (1.9-2.0) x 3/4" BRASS
	340035	25 (2.3-2.5) x 3/4" BRASS
	340036	32 (2.9-3.0) x 1" BRASS

FIXING BASE ELBOW	CODE	DIMENSION
	340037	16 (1.8-2.0) x 1/2" BRASS
	340038	20 (1.9-2.0) x 1/2" BRASS
EQUAL TEE	CODE	DIMENSION
	340039	16 (1.8-2.0) PPSU
	340040	20 (1.9-2.0) PPSU
	340041	25 (2.3-2.5) PPSU
	340042	32 (2.9-3.0) PPSU
FEMALE END TEE	CODE	DIMENSION
	340043	16 (1.8-2.0) x 1/2" BRASS
	340044	20 (1.9-2.0) x 1/2" BRASS
	340045	25 (2.3-2.5) x 3/4" BRASS
	340046	32 (2.9-3.0) x 1" BRASS
TEE WITH REDUCER	CODE	DIMENSION
	340047	16 (1.8-2.0) - 20 (1.9-2.0) - 16 (1.8-2.0) PPSU
	340048	20 (1.9-2.0) - 16 (1.8-2.0) - 16 (1.8-2.0) PPSU
	340049	20 (1.9-2.0) - 16 (1.8-2.0) - 20 (1.9-2.0) PPSU
	340050	20 (1.9-2.0) - 25 (2.3-2.5) - 20 (1.9-2.0) PPSU
	340051	25 (2.3-2.5) - 16 (1.8-2.0) - 16 (1.8-2.0) PPSU
	340052	25 (2.3-2.5) - 16 (1.8-2.0) - 20 (1.9-2.0) PPSU
	340053	25 (2.3-2.5) - 16 (1.8-2.0) - 25 (2.3-2.5) PPSU
	340054	25 (2.3-2.5) - 20 (1.9-2.0) - 16 (1.8-2.0) PPSU
	340055	25 (2.3-2.5) - 20 (1.9-2.0) - 20 (1.9-2.0) PPSU
	340056	25 (2.3-2.5) - 20 (1.9-2.0) - 25 (2.3-2.5) PPSU
340057	25 (2.3-2.5) - 32 (2.9-3.0) - 25 (2.3-2.5) PPSU	
340058	32 (2.9-3.0) - 25 (2.3-2.5) - 25 (2.3-2.5) PPSU	
340059	32 (2.9-3.0) - 25 (2.3-2.5) - 32 (2.9-3.0) PPSU	
4 PORT MANIFOLD	CODE	DIMENSION
	340060	25 (2.3-2.5) / 20 (1.9-2.0) - 3 x 16 (1.8-2.0) PPSU

Sleeves included.

3 PORT MANIFOLD		
	CODE	DIMENSION
	340061	25 (2.3-2.5) / 20 (1.9-2.0) - 2x16 (1.8-2.0) PPSU
BALL VALVE		
	CODE	DIMENSION
	340062	16 (1.8-2.0) BRASS
	340063	20 (1.9-2.0) BRASS
	340064	25 (2.3-2.5) BRASS
OVAL HANDLE		
	CODE	DIMENSION
	340068	-
HANDLE		
	CODE	DIMENSION
	340069	-

ROC HANDLE		
	CODE	DIMENSION
	340070	-
VALVE EXTENSION		
	CODE	DIMENSION
	340071	-
SLEEVE		
	CODE	DIMENSION
	340072	16
	340073	20
	340074	25
	340075	32
FIXING BASE		
	CODE	DIMENSION
	340076	-
TEST PLUG		
	CODE	DIMENSION
	340065	16 (1.8-2.0) PPSU
	340066	20 (1.9-2.0) BRASS
	340067	25 (2.3-2.5) BRASS