




GPF PRESS Range


Joining system for crosslinked polyethylene pipes with the following thicknesses: 16 (1.8); 20 (1.9); 25 (2.3) and 32 (2.9).
STANDARD UNE EN ISO 15875. AENOR  QUALITY CERTIFICATE.


FEMALE FITTING	CODE	DIMENSION
	341001	16 (1.8) x 1/2"
	341002	20 (1.9) x 1/2"
	341003	20 (1.9) x 3/4"
	341004	25 (2.3) x 3/4"
	341005	25 (2.3) x 1"
	341132	32 (2.9) x 1"
MALE FITTING	CODE	DIMENSION
	341006	16 (1.8) x 1/2"
	341027	16 (1.8) x 3/4"
	341007	20 (1.9) x 1/2"
	341008	20 (1.9) x 3/4"
	341009	25 (2.3) x 3/4"
	341010	25 (2.3) x 1"
	341011	32 (2.9) x 1"
	341131	32 (2.9) x 1-1/4"
FEMALE LOOSE FITTING	CODE	DIMENSION
	341012	16 (1.8) x 1/2"
	341013	20 (1.9) x 1/2"
	341014	20 (1.9) x 3/4"
	341015	25 (2.3) x 3/4"
	341016	25 (2.3) x 1"
	341017	32 (2.9) x 1"
	341134	32 (2.9) x 1-1/4"
	EQUAL COUPLING	CODE
	341018	16 (1.8)
	341019	20 (1.9)
	341020	25 (2.3)
	341021	32 (2.9)
REDUCER COUPLING	CODE	DIMENSION
	341022	16 (1.8) - 20 (1.9)
	341023	16 (1.8) - 25 (2.3)
	341024	20 (1.9) - 25 (2.3)
	341025	25 (2.3) - 32 (2.9)

COPPER ADAPTOR	CODE	DIMENSION
	341026	16 (1.8) - Cu12/15
	341028	20 (1.9) - Cu 15/18
EQUAL ELBOW	CODE	DIMENSION
	341029	16 (1.8)
	341030	20 (1.9)
	341031	25 (2.3)
	341032	32 (2.9)
MALE END ELBOW	CODE	DIMENSION
	341038	16 (1.8) x 1/2"
	341039	20 (1.9) x 1/2"
	341040	25 (2.3) x 3/4"
	341135	32 (2.9) x 1"
FEMALE END ELBOW	CODE	DIMENSION
	341033	16 (1.8) x 1/2"
	341034	20 (1.9) x 1/2"
	341035	20 (1.9) x 3/4"
	341036	25 (2.3) x 3/4"
	341037	32 (2.9) x 1"
	FIXING BASE ELBOW	CODE
	341041	16 (1.8) x 1/2"
	341042	20 (1.9) x 1/2"
	341136	20 (1.9) x 3/4"
	341043	25 (2.3) x 3/4"
EQUAL TEE	CODE	DIMENSION
	341054	16 (1.8)
	341055	20 (1.9)
	341056	25 (2.3)
	341057	32 (2.9)

MALE END TEE	CODE	DIMENSION
		341079
	341080	20 (1.9) x 1/2"
	341081	25 (2.3) x 1/2"
	341082	25 (2.3) x 3/4"

FEMALE END TEE	CODE	DIMENSION
		341075
	341076	20 (1.9) x 1/2"
	341139	25 (2.3) x 1/2"
	341077	25 (2.3) x 3/4"
	341078	32 (2.9) x 1"

TEE WITH REDUCER	CODE	DIMENSION
		341058
	341059	16 (1.8) - 25 (1.9) - 16 (1.8)
	341060	20 (1.9) - 16 (1.8) - 16 (1.8)
	341061	20 (1.9) - 16 (1.8) - 20 (1.9)
	341062	20 (1.9) - 20 (1.9) - 16 (1.8)
	341063	20 (1.9) - 25 (2.3) - 20 (1.9)
	341064	25 (2.3) - 16 (1.8) - 16 (1.8)
	341065	25 (2.3) - 16 (1.8) - 20 (1.9)
	341066	25 (2.3) - 16 (1.8) - 25 (2.3)
	341067	25 (2.3) - 20 (1.9) - 16 (1.8)
	341068	25 (2.3) - 20 (1.9) - 20 (1.9)
	341069	25 (2.3) - 20 (1.9) - 25 (2.3)
	341070	25 (2.3) - 25 (2.3) - 16 (1.8)
	341071	25 (2.3) - 25 (2.3) - 20 (1.9)
	341073	32 (2.9) - 25 (2.3) - 25 (2.3)
	341074	32 (2.9) - 25 (2.3) - 32 (2.9)

4 PORT MANIFOLD	CODE	DIMENSION
		341142
	341143	25 (2.3) / 20 (1.9) - 3 x 16 (1.8)

3 PORT MANIFOLD	CODE	DIMENSION
		341140
	341141	25 (2.3) / 20 (1.9) - 2 x 16 (1.8)

BALL VALVE	CODE	DIMENSION
		340062
	340063	20 (1.9-2.0)
	340064	25 (2.3-2.5)

OVAL HANDLE	CODE	DIMENSION
		340068

HANDLE	CODE	DIMENSION
		340069

ROC HANDLE	CODE	DIMENSION
		340070

SLEEVE	CODE	DIMENSION
		341083
	341084	20
	341085	25
	341086	32

FIXING BASE	CODE	DIMENSION
		314344